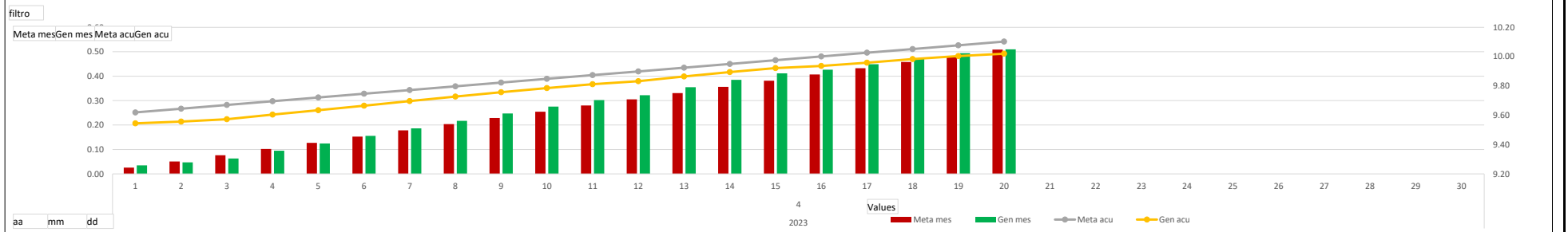
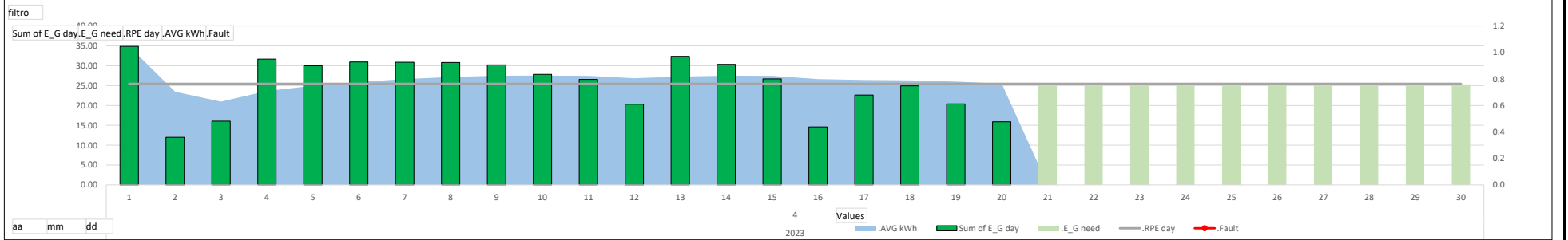
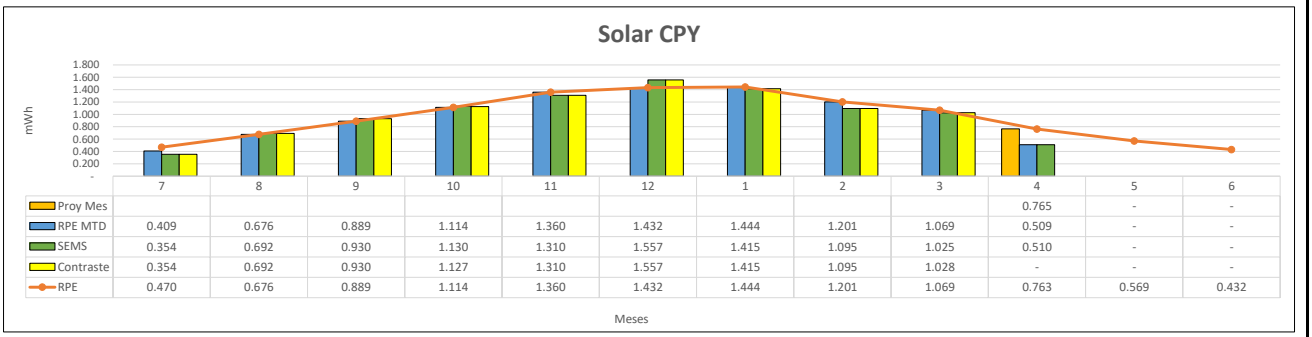


Período		RPE	RPE MTD	Avg Mes	Proy Mes	SEMS	Contraste	FC	
Año y Mes	días	MWh	MWh	MWh	MWh	MWh	MWh	MWh	
2022	7	31	0.470	0.409	0.0131		0.354	0.354	86.6%
2022	8	31	0.676	0.676	0.0223		0.692	0.692	102.4%
2022	9	30	0.889	0.889	0.0310		0.930	0.930	104.6%
2022	10	31	1.114	1.114	0.0365		1.130	1.127	101.5%
2022	11	30	1.360	1.360	0.0437		1.310	1.310	96.3%
2022	12	31	1.432	1.432	0.0502		1.557	1.557	108.7%
2023	1	31	1.444	1.444	0.0457		1.415	1.415	98.0%
2023	2	28	1.201	1.201	0.0391		1.095	1.095	91.2%
2023	3	31	1.069	1.069	0.0331		1.025	1.028	95.9%
2023	4	30	0.763	0.509	0.0255	0.765	0.510	-	100.2%
2023	5	31	0.569	-	-	-	-	-	0.0%
2023	6	30	0.432	-	-	-	-	-	0.0%
365			11.418	10.103		10.020	9.510		99.2%



Mes	RPE	2022	2023	2024
1	1.444		1.415	
2	1.201		1.095	
3	1.069		1.025	
4	0.763		0.765	
5	0.569		-	
6	0.432		-	
7	0.470	0.354	-	
8	0.676	0.692		
9	0.889	0.930		
10	1.114	1.130		
11	1.360	1.310		
12	1.432	1.557		

